
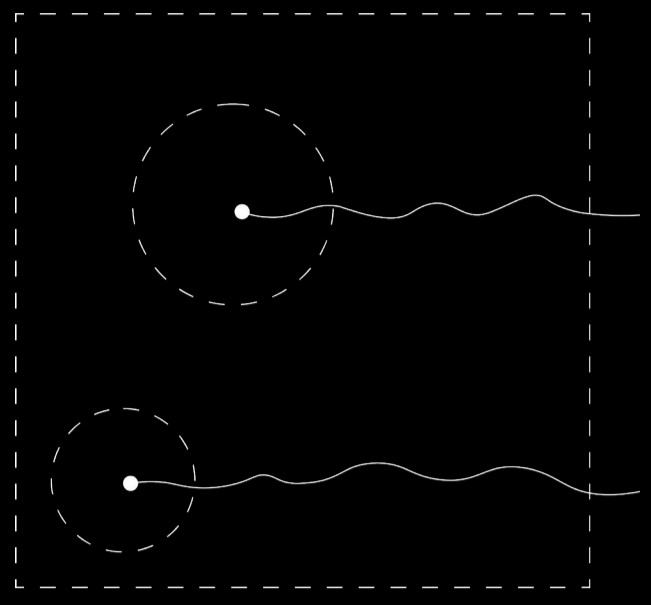


model #1_ isometry




model #1_ diagram: dispersion



model #1_ diagram: communication




model #1_ side view




model #1_ floor plan




model #2_ floor plan



model #2_ side view 1



model #2_ side view 2



gaze x mycelium




mycelium x materials



model #1_ photography 1



model #1_ photography 2



model #1_ photography 3